

Industry Exclusive Brand Fit Guide

Look for these icons throughout the catalog to find your fit.

NORTH END



ULTRA CLUB

DEVON & JONES

CORE

H HARRITON

extreme

TEAM 365



PERFECT FIT

PERFECT FIT

Our **PERFECT FIT** ladies only collection from **DEVON & JONES**® is thoughtfully designed for the working woman who wants to look stylish and professional without sacrificing comfort and a flattering fit. Specially curated fabrics and wear-tested construction details produce garments that stretch and enhance in the right places and don't cling or gap in the wrong places. **PERFECT FIT** styles offer more options for women's companion items while coordinating seamlessly with the complete **DEVON & JONES**® collection.



RELAXED FIT

RELAXED FIT

Our **RELAXED FIT** is a generous cut with lots of extra room for a rigorous work environment. Ideal for layering, this comfortable silhouette is perfect for light industrial and service environments.



SLIM FIT

SLIM FIT

Our **SLIM FIT** follows the shape of the body with enough room built in for ease of movement, keeping a sleek and updated look. A great choice for a more fashion-forward silhouette.



CLASSIC FIT

CLASSIC FIT

Our **CLASSIC FIT** is straight cut with lots of room built in for a conventional and comfortable silhouette. It's easy to wear but still maintains body and shape.



ACTIVE FIT

ACTIVE FIT

Our **ACTIVE FIT** is a true-to-size cut, that falls free from the body with a slight taper to reduce bulk in layering. The perfect combination of form and function.



TEAM FIT

TEAM FIT

Our **TEAM FIT** allows garments to move and flex easily, in a non-restrictive silhouette that's comfortable for the active wearer, whether athlete, coach or fan.

Finding your perfect garment size is easy

How to Measure

CHEST: Measure just under the arms, across fullest part of chest, around shoulder blades holding tape firm and level.

WAIST: Measure your natural waistline, keeping one finger between the tape and the waist.

HIP: Stand and measure around the fullest point of hips.

SLEEVE LENGTH: With arm relaxed at side and slightly bent, measure from center back neck, over the shoulder, down to the outer wrist.

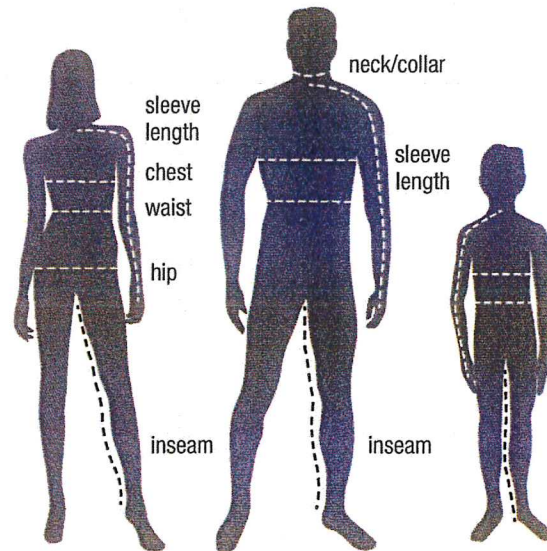
INSEAM: Stand and measure from center crotch to bottom of ankle bone. (Please refer to specific style for garment inseam length.)

UNISEX: Men's medium is similar to ladies' large.












Sleeve length will be about 1-1½" longer. Body of garment is not form fitting. Unisex medium is equivalent to men's medium through chest and sleeve length.


















TALL SIZES:

Men's garments have added length in the body and sleeves. Short-sleeves are 1" longer, long-sleeves and body length are 2" longer.



MEN'S GARMENT SIZE	XS	S	M	L	XL	2XL	3XL	4XL	5XL	6XL
Numeric Sizing (USA/Canada)	34	38	40	42	44	46	48	50	52	54
Numeric Sizing (European)	44	48	50	52	54	56	58	60	62	64
Neck/Collar Size	13.5" - 14"	14.5" - 15"	15.5" - 16"	16.5" - 17"	17.5" - 18"	18.5" - 19"	19.5" - 20"	20.5" - 21"	21.5" - 22"	22.5" - 23"
Chest	32" - 34"	35" - 38"	39" - 41"	42" - 45"	46" - 49"	50" - 52"	53" - 56"	57" - 60"	61" - 64"	65" - 68"
Waist	26" - 28"	29" - 31"	32" - 34"	35" - 37"	38" - 41"	42" - 44"	45" - 47"	48" - 50"	51" - 53"	54" - 56"
Sleeve Length (Regular)	32.5" - 33"	33" - 33.5"	34" - 34.5"	35" - 35.5"	36" - 36.5"	37" - 37.5"	38" - 38.5"	39" - 39.5"	39.5" - 40"	40" - 40.5"
Sleeve Length (Tall)	32.5" - 33"	33" - 33.5"	34" - 34.5"	37" - 37.5"	38" - 38.5"	39" - 39.5"	40" - 40.5"	40.5" - 41"	41" - 41.5"	41.5" - 42"
LADIES' GARMENT SIZE	XS	S	M	L	XL	2XL	3XL	4XL		
Numeric Sizing (USA/Canada)	2	4-6	8-10	12-14	16-18	20	22	24		
Numeric Sizing (European)	32	34-36	38-40	42-44	46-48	50	52	54		
Chest	31" - 32"	33" - 35"	36" - 38"	39" - 42"	43" - 45"	46" - 49"	50" - 53"	54" - 57"		
Waist	23" - 24"	25" - 27"	28" - 30"	31" - 32"	33" - 35"	36" - 38"	39" - 41"	42" - 44"		
Hip	33" - 34"	35" - 37"	38" - 40"	41" - 42"	43" - 45"	46" - 48"	49" - 51"	52" - 54"		
Sleeve Length	29.5" - 30"	30.5" - 31"	31.5" - 32"	32.5" - 33"	33.5" - 34"	34.5" - 35"	35" - 35.5"	35.5" - 36"		
YOUTH GARMENT SIZE	XS (4-6)	S (8)	M (10-12)	L (14-16)	XL (18-20)					
Chest	24" - 25"	26" - 27"	28" - 30"	31" - 32"	33" - 34"					
Waist	21" - 22"	23" - 24"	25" - 26"	27" - 28"	29" - 30"					
Sleeve Length	24.5" - 25"	25" - 26.5"	26.5" - 28"	28" - 29.5"	29.5" - 31"					

BRAND	GENDER	XXS	XS	S	M	L	XL	2XL	3XL	4XL	5XL	6XL
	Men's (Chest)	32"-35"	35"-39"	40"-45"	44"-48"	48"-51"	50"-54"	52"-57"	56"-60"			
	Ladies' (Chest)		28"-37"	34"-39"	36"-42"	38"-45"	40"-48"	42"-52"	44"-53"			
	Unisex (Chest)		45"	47"	49"	51"	53"	55"				
	Men's (Chest)			34"-36"	38"-40"	42"-44"	46"-48"	50"-52"	54"-56"	58"-60"	62"-64"	
	Ladies' (Size)			4-6	8-10	12-14	16-18	20-22	24-26			
	Youth (Size)		2-4	6-8	10-12	14-16	18-20					
	Men's (Chest)			34"-36"	38"-40"	42"-44"	46"-48"	50"-52"	54"-56"	58"-60"	62"-64"	66"-68"
	Ladies' (Size)		0-2	2-4	6	8-10	12-14	16-18	20-22			
	Ladies' (Chest)		30"-32"	32"-34"	34"-36"	36"-40"	40"-44"	44"-48"	48"-52"			
	Men's (Chest)		33"-35"	36"-38"	39"-41"	42"-45"	46"-49"	50"-53"	54"-57"			
	Ladies' (Size)		2	4-6	8-10	12-14	16					
	Men's/Unisex (Chest)		33"-35"	35"-38"	38"-41"	43"-44"	45"-48"	48"-52"	53.5"-56"	60"		
	Ladies' Fitted (Size)			0-2	2-4	4-6	8-10	12				
	Ladies' Relaxed (style 3940) (Size)		0-2	2-4	4-6	8-10	12-14	14-16	18-20			
	Ladies' Relaxed (Size)		0-2	2-4	4-6	8-10	12-14	14-16	18-20			
	Ladies' Oversize Fit (Size)		2-6	4-8	6-10	8-12	12-16	18-20	20-24			
	Ladies' Dolman/Flowy (Size)		2-6	4-8	6-10	8-12	12-16	18-20	20-24			
	Toddler (Size)		2T	3T	4T							
	Men's Polos (Chest)	37"	39.5"	42"	44"	47"	50.5"	53.5"	56.5"	60"	63"	
	Men's Polos (Length)	27"	28"	29"	30"	31"	32"	33"	34"	35"	35"	
	Men's Layering (Chest)	37"	39.5"	41.5"	44"	47"	50.5"	53.5"	56.5"	60"	63"	
	Men's Layering (Length)	26"	27"	28"	29"	30"	31"	32"	33"	34"	35"	
	Ladies' Polos (Chest)	32.5"	34"	35.5"	37.5"	40"	41"	43.5"	46"	48.5"	51"	
	Ladies' Polos (Length)	24.5"	25"	25.5"	26"	26.5"	27"	27.5"	28"	28.5"	29"	
	Ladies' Layering (Chest)	32.5"	34"	36"	38"	40"	42"	44"	46.5"	49"	51"	
	Ladies' Layering (Length)	26"	26.5"	27"	27.5"	28"	28.5"	29"	29.5"	30"	30.5"	
	Toddler (Size)			2	3	4	5/6	7				
	Infant (Size)		NB	6M	12M	18M	24M					
	Men's (Chest)			34"-36"	38"-40"	42"-44"	46"-48"	50"-52"	54"-56"			
	Men's (Chest)			39"	42"	45"	48"	51"	54"			
	Men's (Hip)			33"	36"	39"	42"	45"	48"			
	Men's (Sleeve Length)			32.5"	33.5"	34.5"	35.5"	36.5"	37.5"			
	Ladies' (Chest)		33"	35"	37.5"	41.5"	46"	48"				
	Ladies' (Hip)		35"	37"	39.5"	43.5"	48"	50"				
	Ladies' (Sleeve Length)		30"	30.75"	31.5"	32.25"	33"	33.375"				
	Men's/Unisex (Chest)		30"-32"	34"-36"	38"-40"	42"-44"	46"-48"	50"-52"	54"-56"			
	Joggers (Inseam)		27½"	28"	28½"	29"	29½"	30"				
	Joggers (Waist)		28"	30"	32"	34"	36"	38"				
	Yoga Pant (Inseam)		24¼"	24¾"	25¼"	25¾"	26¼"	26¾"				
	Yoga Pant (Waist)		18"	20"	22"	24"	26"	28"				
	Adult (Chest)			34"-36"	38"-40"	42"-44"	46"-48"	50"-52"	54"-56"	58"-60"	62"-64"	
	Adult Joggers (Waist)			30"	32"	34"	36"	38"				
	Adult Joggers (Inseam)			29"	30"	31"	32"	33"				
	Adult Joggers (Outseam)			39"	40"	41"	42"	43"				

BRAND	GENDER	XXS	XS	S	M	L	XL	2XL	3XL	4XL	5XL	6XL
	Men's T-Shirt (Chest)		38"-40"	40"-42"	42"-44"	45"-47"	48"-50"	51"-53"	54"-56"	57"-59"		
	Youth T-Shirt (Chest)	24"-26"	28"-32"	33"-35"	36"-37"	38"-39"	40"-41"					
	Men's (Waist)		23"-25"	25"-28"	28"-30"	30"-34"	34"-38"	38"-40"	40"-42"	42"-44"		
	Youth (Waist)		21"	22"	24"	26"	28"					
	Men's (Chest)			34"-36"	38"-40"	42"-44"	46"-48"	50"-52"	54"-56"	58"-60"	62"-66"	
	Men's (Chest)		32"-34"	35"-37"	38"-40"	41"-43"	44"-46"	47"-48"	49"-50"			
	Ladies' (Chest)		30"-31"	32"-33"	34"-35"	36"-37"	38"-39"	40"-41"				
	Ladies' (Waist)		23"-25"	25"-27"	27"-29"	29"-31"	31"-33"	33"-35"				
American Apparel	Unisex (Chest)	29"-31"	30"-32"	34"-36"	38"-40"	42"-44"	46"-48"	48"-50"	50"-52"			
	Men's (Chest)			34"-36"	38"-40"	42"-44"	46"-48"	50"-52"	54"-56"	58"-60"	64"	
	Junior Ladies' Fit (Size)			0-2	4-6	8-10	12-14	16-18	18-20			
	Ladies' (Size)		0-2	4-6	8-10	12-14	18-20	20-22				
	Men's (Chest)		34"-36"	36"-38"	38"-40"	42"-44"	46"-48"	50"-52"	54"-56"			
	Ladies' (Size)		32"-34"	34"-36"	36"-38"	38"-40"	40"-42"	42"-44"				
	Unisex Chef's Pants		28"-30"	32"-34"	34"-36"	36"-38"	38"-40"	42"-44"	44"-46"	46"-48"		
	Adult (Chest)			36"	40"	44"	48"	52"	56"	60"	64"	
BELLA + CANVAS	Men's/Unisex (Chest)		31"-34"	34"-37"	38"-41"	42"-45"	46"-49"	50"-53"	54"-57"	58"-61"		
	Ladies' Jersey & Rib (Size)			2-4	6-8	8-10	10-14	14-18				
	Ladies' Relaxed (Size)			2-6	6-10	10-14	14-18	18-22				
	Ladies' Flowy (Size)		0-2	2-4	6-10	10-14	14-18	18-20				
	Youth (Size)			6-8	10-12	14-16						
	Men's (Chest)			36"-38"	40"-42"	44"-46"	48"-50"	52"-54"	56"-58"	60"-62"		
	Men's (Chest)			38"-40"	41"-43"	44"-46"	47"-49"	50"-52"	54"-56"			
	Men's (Chest)		30"-32"	34"-36"	38"-40"	42"-44"	46"-48"	50"-52"	54"-56"			
	Men's (Waist)		24"-26"	28"-30"	32"-34"	36"-38"	40"-42"	44"-46"	48"-50"			
	Men's (Chest)			34"-36"	38"-40"	42"-44"	46"-48"	50"-52"	54"-56"	58"-60"		
	Men's (Chest)		32"-35"	35"-38"	38"-41"	42"-45"	46"-49"	50"-53"	54"-57"			
	Ladies' (Size)		2	4-6	8-10	12-14	16-18					
	Ladies' (Chest)		32"-33"	34"-35"	36"-37.5"	39"-40.5"	42"-44.5"	43"-45"				
COMFORT COLORS	Men's (Chest)			37"-45.5"	41"-47.5"	45"-50.5"	49"-53"	53"-56"	56"			
	Men's (Chest)		30"-32"	34"-36"	38"-40"	42"-44"	46"-48"	50"-52"	54"-56"	58"-60"	62"-64"	66"-68"
	Ladies' (Size)		0-2	4-6	8-10	12-14	16-18	20-22	24-26			
	Unisex (Chest)		30"-32"	34"-36"	38"-40"	42"-44"	46"-48"	50"-52"	54"-56"	58"-60"	62"-64"	66"-68"
	Men's (Chest)			34"-36"	38"-40"	42"-44"	46"-48"	50"-52"	54"-56"	58"-60"	62"-64"	
	Men's (Chest)			34"-36"	38"-40"	42"-44"	46"-48"	50"-52"	54"-56"	58"-60"	62"-64"	66"-68"
	Ladies' (Size)			4-6	8-10	12-14	16-18	20-22	24-26			
econscious	Men's (Chest)		33"-36"	35.25"-40"	38.25"-44"	41.25"-48"	44.25"-51"	47.25"-54"	57"			
	Men's (Chest)			34"-36"	38"-40"	42"-44"	46"-48"	50"-52"	54"-56"	58"-60"	62"-64"	66"-68"
	Ladies' (Size)			4-6	8-10	12-14	16-18	20-22	24-26			
	Men's (Chest)			34"-36"	38"-40"	42"-44"	46"-50"	50"-52"	54"-56"	58"-60"	62"-64"	
	Ladies' (Size)		0-2	4-6	8-10	12-14	18-20	20-22	24-26			
	Junior Ladies' (Size)			0-2	4-6	8-10	12-14	16-18	18-20			
	Youth (Size)		2-4	6-8	10-12	14-16						
	Youth (Size) G200B/G240B/G500B		6-8	10-12	14-16	18-20	22-24					
	Men's (Chest)		30"-32"	34"-36"	38"-40"	42"-44"	46"-48"	50"-52"	54"-56"	58"-60"	62"-64"	66"-68"
	Ladies' (Size)		0-2	4-6	8-10	12-14	16-18	20-22	24-26			